









RISK ASSESSMENT - CORONAVIRUS

Risk assessment - topic/area covered	
Location(s):	Various
Department/staff:	Delivery to Customers
Tasks/activities:	Working during the coronavirus pandemic
Other information:	This risk assessment amendment should be used along-side all existing manual handling risk assessments and Standard Operating Procedures[S.O.P.]

Risk assessment sign off					
Prepared by:	Ray Hall	Signature:	Ray hall	Date:	19.5.20
Reviewed by:	Ray Hall	Signature:	Ray Hall	Date:	16.7.20
Date for review:	This risk assessment should be reviewed if additional risks not covered are identified or if there is any reason to suggest that the control measures are deemed to be insufficient. This risk assessment should also be reviewed every two months and when any government guidance is updated.				

Key								
L: Likelihood	5	5	10	15	20	25	High risk: 15-25	High-risk activities should cease immediately. Further effective control measures to mitigate risks must be introduced.
	4	4	8	12	16	20		
	3	3	6	9	12	15	Medium risk: 8-12	Medium risks should only be tolerated for the short term and only whilst further control measures to mitigate the risks are being planned and introduced.
	2	2	4	6	8	10		
	1	1	2	3	4	5	Low risk: 1-6	Low risks are largely acceptable. Where it is reasonable to do so, efforts should be made to reduce risks further.
	1	1	2	3	4	5		
S: Severity				DR: Degree of risk		RR: Residual risk		
Guidance.	<ol style="list-style-type: none"> 1. Identify the persons at risk and the significant hazards. 2. Calculate an initial RR for the activity. 3. Identify risk control measures that reduce the risks to an acceptable level. 4. Calculate a revised RR - assuming the control measures are followed. (Consider changing both the likelihood (L) and the severity (S) ratings.) 							

PPE assessment		Note. In many instances you will be able to reduce risks further by asking staff/others to wear/use PPE. You should identify which items are required for the task here:						
Type of PPE:								
	Head	Foot	Eye	Hand	Hearing	Hi-visibility	PPE	Fall arrest
Additional requirements:		Gloves should be worn whenever it is practicable to do so. Face masks / Visors should be worn whenever it is practicable to do so.						
Note. PPE must only be considered when other control measures, such as guarding, local exhaust extraction, preventing noise at source, eliminating the need to work at height etc. are not possible. PPE should always be considered as a last resort option. PPE should only be worn when there is reasonable justification for doing so.								

Risk assessment									
Activity	Persons at risk	Significant hazards	Initial			Risk control measures	Residual		
			L	S	DR		L	S	RR
Working during the coronavirus pandemic	Staff, contractors and others	Serious ill-health conditions	3	5	15	<ul style="list-style-type: none"> You must follow the government's guidance on working during the pandemic. (https://www.gov.uk/coronavirus) You must only travel to your workplace if your work absolutely cannot be done from home. If you leave your home, you should minimise any time spent outside and ensure that you are two metres apart from anyone not in your household. If you are unable to maintain this distance, measures should be taken to limit exposure. These rules must be followed at all times. Where possible travel alone or only with people from your household. If you are transporting people then you should try and sit as far apart as possible and ensure there is constant ventilation throughout the vehicle. Include the opening of windows. 	1	5	5
Work on premises controlled by others during the pandemic	Staff, contractors and others	Serious ill-health conditions	3	5	15	<ul style="list-style-type: none"> Only attend the premises if it is to complete critical works. You must avoid attending unless your work absolutely cannot be done at home. Before attending, check that the premises have made suitable and sufficient arrangements for managing the risks associated with coronavirus. This includes ensuring the no one within the property is self-isolating, have no symptoms of the virus or feeling unwell. 	1	5	5

Risk assessment									
Activity	Persons at risk	Significant hazards	Initial			Risk control measures	Residual		
			L	S	DR		L	S	RR
						<ul style="list-style-type: none"> A dynamic risk assessment should be completed by the crew to ensure the environment is safe to enter. If they believe this to be unsafe at any-time then they should leave the premises and contact their line manager immediately. When collecting furniture for return to distribution centre follow the guide line on the method statement for furniture collection . 			
If you may be exposed to the Covid-19 virus	Staff, contractors and others	Serious ill-health conditions	3	5	15	<ul style="list-style-type: none"> If you have symptoms of coronavirus (new cough and/or high temperature), you must self-isolate, stay at home for seven days. If you live in a household with someone who has the symptoms above, you must stay at home for 14 days from the day their symptoms started. If you develop symptoms, you must stay at home for seven days from the start of your symptoms. BAME groups are seen to be a higher risk than others. Currently there is no specific guidance or measures recommended from the government for this group therefore we highly recommend that you follow the normal government guidance on coronavirus. (https://www.nhs.uk/conditions/coronavirus-covid-19/self-isolation-advice/). We will be monitoring the government guidelines and update as and when any further guidance is issued.). 	1	5	5
Preventing infection spreading During delivery	Staff, contractors and others	Serious ill-health conditions	3	5	15	<ul style="list-style-type: none"> Wash your hands with soap and water often - do this for at least 20 seconds. Use hand sanitiser gel if soap and water are not available. Wash your hands regularly throughout the day but also before and after each delivery Same crew members to be paired together{where possible} to cut down risk of spreading the virus Crews to be allocated the same vehicle for each shift Whilst driving to and from deliveries crews are recommended to sit side by 	1	5	5

Risk assessment									
Activity	Persons at risk	Significant hazards	Initial			Risk control measures	Residual		
			L	S	DR		L	S	RR
						<p>side with the gap in between as large as possible [minimum 1 seat space]</p> <ul style="list-style-type: none"> • Whilst driving in company vehicles all 2 men crews must wear face masks /shields . • When collecting or delivering goods to our stores all staff must wear a face covering . • Make sure the cab is well ventilated including opening of windows increasing the airflow • On arrival at each delivery the customer to be called on the phone to say crew have arrived • When Delivering to customers face masks must be worn. • Keeping a 2metre distance from the front door ask the customer to open all doors[so we do not touch the handles] to the room where the suite is required and to keep all other people in a different room or in the garden if possible • The driver to carry out a dynamic risk assessment to confirm that the delivery is safe to go ahead .If the crew think the delivery is unsafe to complete they ring the DC manager to discuss . • Once the delivery is complete and the furniture is set up in the room with all packaging removed and back on the vehicle ask the customer to check over the furniture keeping your 2 metre distance • If customer happy take photograph as per the S.O.P • On re-entering the cab. All frequently touched surfaces are to be cleaned using wipes throughout the day including but not limited to steering wheels, door handles and any other commonly touched surfaces • Use hand sanitiser regularly throughout the day if soap and water not available. • Make sure any gloves or masks used [if disposable]are placed in a plastic bag 			

Risk assessment									
Activity	Persons at risk	Significant hazards	Initial			Risk control measures	Residual		
			L	S	DR		L	S	RR
						{Bin liner } <ul style="list-style-type: none"> At the end of the shift the cab to be cleaned down at the depot with anti bacterial spray or wipes . Maintain the two-metre distance rule at all times where possible. If not possible to keep to the two-metre distance rule then relevant PPE must be worn. (Face Mask, Face Visor or a combination of the two). Do not touch your face or eyes if your hands are not clean. When using the tablet this must be cleaned, using wipes both before and after each delivery. Dispose of wipes in appropriate waste receptacles as quickly as possible. 			
Using welfare facilities	Staff, contractors and others	Serious ill-health conditions	3	5	15	<ul style="list-style-type: none"> Wash your hands with soap and water before and after entering a welfare facility. Do not use the facility if you are unable to maintain the two-metre distance rule at all times. Break times are to be staggered and monitored by management to ensure overcrowding does not take place. If you are unable to take breaks in the welfare facilities due to overcrowding, you should report this to your manager immediately. 	1	5	5
Following prescribed safe systems of work	Staff, contractors and others	Accident or injury caused by working in an unsafe manner.	3	5	15	<ul style="list-style-type: none"> Under no circumstances are you to complete tasks that you're not deemed competent in/authorised to perform. There are to be no exceptions to this rule. If you need to complete new duties, you will be trained in the safe systems of work prior to completing it. Prescribed safe systems of work must be followed at all times. If you cannot do so, e.g. the required PPE is not available, then you must not carry out the task. The safe system of work must be formally amended before adopting new work practices. New safe systems must not increase risks to those completing 	1	5	5

Risk assessment									
Activity	Persons at risk	Significant hazards	Initial			Risk control measures	Residual		
			L	S	DR		L	S	RR
						the job or anyone else who may be affected.			
Following prescribed safe systems of work (cont.)	Staff, contractors and others	Accident or injury caused by working in an unsafe manner	3	5	15	<ul style="list-style-type: none"> There may be times due to staff absences when direct supervision levels may be lower than normal. During these times staff are expected to maintain normal working practices. Anyone failing to do so will be subject to the organisation's disciplinary procedures. If your pre-start check identifies any safety-critical faults, or a fault is identified during use, normal rules apply. The equipment must be taken out of use and corrective action taken. It must not be used if it is deemed to be unsafe. If training that has a fixed expiry date runs out, site management will speak to the training provider to seek guidance. In many instances, grace periods are being extended to reflect the lack of available courses. 	1	5	5